



ATLONA
Connecting technology to your world

DVI to DVI UP/Down Converter and Scaler AT-DVI550



User Manual

Toll free: 1-877-536-3976
Local: 1-408-962-0515



www.atlona.com

TABLE OF CONTENTS

1. Introduction	2
2. Features	2
3. Package Contents	2
4. Applications	2
5. System Requirements	2
6. Specifications	3
7. Panel Descriptions	3
7.1. Front Panel	3
7.2. Rear Panel	3
7.3. Top Panel	4
8. Connection Diagram	4
9. Safety Information	5
10. Warranty	6
11. Atlona Product Registration	7

INTRODUCTION

The Atlona AT-DVI550 is DVI up/down converter/scaler is designed to allow user match the native resolution of the display. DVI550 is mainly designed to be used in conjunction with Computers, DVI Matrix Switchers, DVI Distribution Amplifiers, etc... as some displays within the installation might not support as high of a resolution as other displays and in order to keep high resolution to the displays that can accept it, the DVI550 needs to be attached to the displays that can't do it in order to down convert to an acceptable resolution. The supported output resolutions are 1280x800, 1366x768, 1920x1200 and 720p, 1080p. The AT-DVI550 will accept all incoming resolutions from 640x480 to 1920x1200 and 480p to 1080p. This unit allows the user to change the resolution of their video signal with a variety of output resolutions and adjust for the best picture quality.

FEATURES

- HDCP 1.1 and DVI 1.0 compliant
- HDCP compliant
- Supports up to 36-bit deep color mode
- Support HD resolution input: VGA~WSXGA, WUXGA (Reduce Blanking) 480p@60, 720p@60, 1080p@60
- Auto –Detection and Hot plug
- Interlaced to progressive conversion with various picture display supplement

PACKAGE CONTENT

- DVI to DVI scaler box
- 5V DC power adaptor (universal)
- Operation Manual

APPLICATIONS

- Retail store demo room set-up
- Home video sources displaying on a HDTV
- Situations where the incoming video signal needs to match the native resolution of the display

SYSTEM REQUIREMENTS

Input source equipment and output HD display with DVI connection cables.

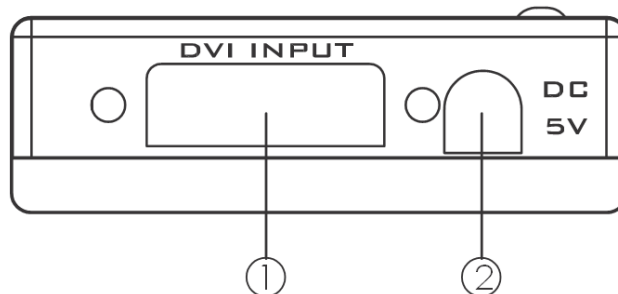
SPECIFICATIONS

Frequency Bandwidth	2.25Mbps
Input Port	1 x DVI-D
Output Port	1 x DVI-D
Dimensions (mm)	114 (W) x 65 (D) x 26 (H)
Power Supply	5V/1A DC (US/EU standards, CE/FCC/UL certified)
Weight (lb)	0.5
Chassis Material	Plastic
Silkscreen Color	Black
Power Consumption	2.7W
Operating Temperature	0°C~40°C / 32°F~104°F
Storage Temperature	- 20°C~60°C / -4°F~140°F
Relative Humidity	20~90% RH (non-condensing)

PANEL DESCRIPTIONS

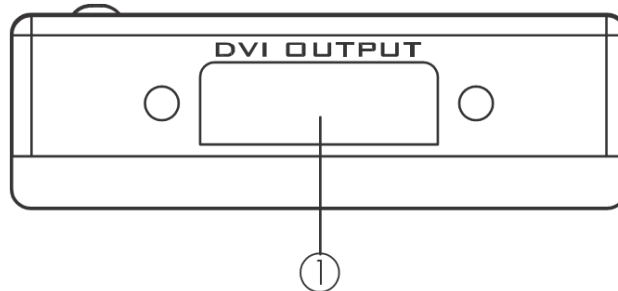
The following sections describe the hardware components of the unit.

1. Front Panel



1. DVI INPUT: This slot is where you plug your input source equipment with DVI cable for source signal sending.
2. DC 5V: This slot is where you plug the 5V DC power supply into the unit and connect the adaptor to an AC wall outlet.

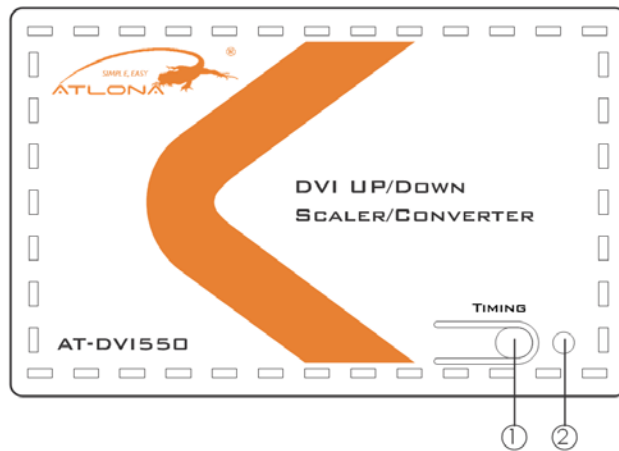
2. Rear Panel



1. DVI OUTPUT: This slot is where you connect to HDTV display with DVI cable for source signal display.

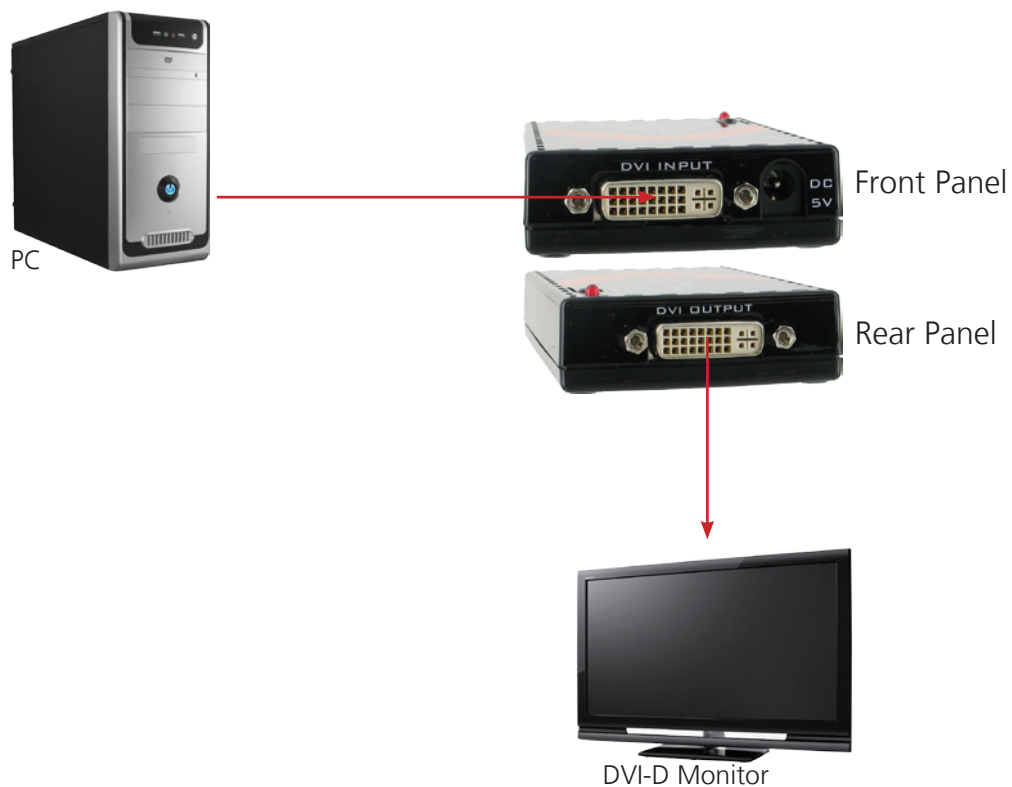


3. Top Panel



1. Timing button: Press this button once to show both input and output display resolution and while the OSD is still on the screen press it again to select output resolution from 1280x800, 1366x768, 1920x1200, 720p, 1080p
2. Power LED: This LED will illuminate when power is connected.

CONNECTION DIAGRAM



SAFETY INFORMATION

Safeguards



To reduce the risk of electric shock, do not expose this product to rain or moisture



Do not modify the wall plug. Doing so will void the warranty and safety features.



If the wall plug does not fit into your local power socket, hire an electrician to replace your obsolete socket.



This equipment should be installed near the socket outlet and the device should be easily accessible in the case it requires disconnection.

Precautions

FCC regulations state that any unauthorized changes or modifications to this equipment, not expressly approved by the manufacturer, could void the user's authority to operate this equipment.

Operate this product using only the included external power supply. Use of other power supplies could impair performance, damage the product, or cause fires.

In the event of an electrostatic discharge this device may automatically turn off. If this occurs, unplug the device and plug it back in.

Protect and route power cords so they will not be stepped on or pinched by anything placed on or against them. Be especially careful of plug-ins or cord exit points from this product.

Avoid excessive humidity, sudden temperature changes or temperature extremes.

Keep this product away from wet locations such as bathtubs, sinks, laundries, wet basements, fish tanks, and swimming pools.

Use only accessories recommended by Atlona to avoid fire, shock, or other hazards.

Unplug the product before cleaning. Use a damp cloth for cleaning and not cleaning fluid or aerosols.

Such products could enter the unit and cause damage, fire, or electric shock. Some substances may also mar the finish of the product.

Never open, remove unit panels, or make any adjustments not described in this manual. Attempting to do so could expose you to dangerous electrical shock or other hazards. It may also cause damage to your AT-DVI550. Opening the product will void the warranty.

Do not attempt to service the unit. Disconnect the product and contact your authorized Atlona reseller or contact Atlona directly.

WARRANTY

Limited Warranty

Atlona Technologies warrants that (a) its products (the AT-DVI550) will perform substantially in accordance with the accompanying written materials for a period of 3 years from the date of receipt and (b) that the product will be free from defects in materials and workmanship under normal use and service for a period of 3 years. In the event applicable law imposes any implied warranties, the implied warranty period is limited to 3 years from the date of receipt. Some jurisdictions do not allow such limitations on duration of an implied warranty, so the above limitation may not apply to customers that fall within those areas.

Customer Remedies

Atlona Technologies' and its suppliers' entire liability and Customer's exclusive remedy shall be, at Atlona Technologies' decision, either return of the price paid for the product, repair, or replacement of the product that does not meet this Limited Warranty and which is returned to Atlona Technologies with a copy of the Customer's receipt. This Limited Warranty is void if failure of the product has resulted from accident, abuse, misapplication, or natural occurrence. In example but not limited to: power surges (electrical storms, local power outage), dropping the product (or items on the product), contact with fluids, and physical misconduct (i.e. kicking or punching). Any replacement product will be warranted for the remainder of the original warranty period.

No other warranties

To the maximum extent permitted by applicable law, Atlona Technologies and its suppliers disclaim all other warranties, either expressed or implied, including, but not limited to, implied warranties of merchantability and fitness for a particular purpose, with regard to the product and any related written materials. This Limited Warranty gives customer specific legal rights. Customers may have other rights depending on the jurisdiction.

No liability for damages

To the maximum extent permitted by applicable law, in no event shall Atlona Technologies or its suppliers be liable for any damages arising out of the use of or inability to use this product, even if Atlona Technologies has been advised of the possibility of such damages. Such damages include but are not limited to: special, incidental, consequential, or indirect damages for personal injury, loss of business profits, business interruption, loss of business information, or any other pecuniary loss.

Atlona Technologies' and its suppliers' entire liability under any provision of this agreement shall be limited to the amount actually paid by you for the product. Some Jurisdictions do not allow the exclusion or limitation of liability for consequential or incidental damage. The above limitations may not apply to you in such jurisdictional cases.

ATLONA PRODUCT REGISTRATION

Thank you for purchasing this Atlona product. - We hope you enjoy it and will take an extra few moments to register your new purchase.

Registration creates an ownership record if your product is lost or stolen and helps ensure you'll receive notification of performance issues and firmware updates.

At Atlona, we respect and protect your privacy, assuring you that your registration information is completely secure. Atlona product registration is completely voluntary and failure to register will not diminish your limited warranty rights.

To register go to: **<http://www.atlona.com/registration>**